





Otoscope



A good helper for ear, nose and throat examination



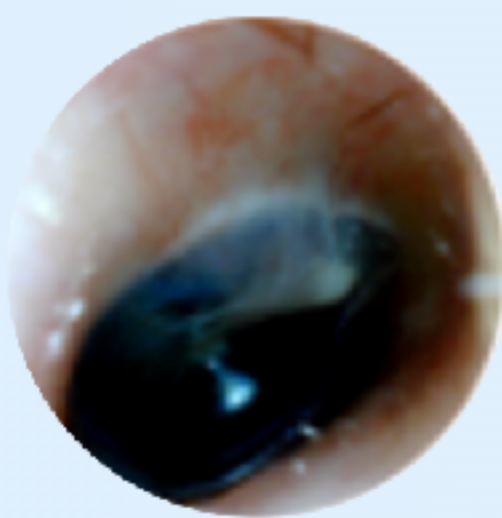
-  One click photo taking
-  Brightness adjustment
-  WIFI and USB connections
-  Supports Android/ IOS / Windows

Modular design



- Replaceable protective covers to reduce cross-infection.


MSI imaging technology



Color



Vessel



Water

- Integrating imaging technology unique to desktop endoscopes into tiny devices.
- Three modes: Color/ Vessel/ Water, allowing you to handle different situations with ease.



Specification

Model: Penguin Plus-V

Outer Daimeter	4.2mm	Outer Daimeter	6mm (Including the protective cover)
Resolution	1000x1000	Depth of Field	9 - 25mm
Field of View	65°	Battery Duration	8 hours
Connection Method	WIFI or USB	Size	32 x 81 x 170mm

Therapeutic Otoscope



Equipped with working channel to expand more possibilities.



One click photo taking



Brightness adjustment



WIFI and USB connections




Supports Android/ IOS / Windows



Typical applications



- supports the function of a foreign body forceps, which can be used to grasp foreign objects or take samples.



- A syringe can be used to inject liquid, allowing the medicine to reach the affected area directly.

Specification



Model: Penguin Plus-Ch

Outer Diameter	4.5mm	Work Change	1.2mm
Resolution	1280*720	Depth of Field	5 - 50mm
Field of View	100°	Battery Duration	8 hours
Connection Method	WIFI or USB	Size	32 x 81 x 170mm